

# Performance Analysis of Joint Network Channel Coding In Various Network Topologies

D.Rajeswari<sup>1</sup>, K.Vijayalakshmi<sup>2</sup>

<sup>1</sup> M.E(Applied Electronics), S.K.P Engineering College, Thiruvannamalai

<sup>2</sup> Asst. Professor, S.K.P Engineering College, Thiruvannamalai

**Abstract**— JNCC seamlessly couples channel coding and network coding to effectively combat the detrimental effect of fading of wireless channels. In this paper we used Joint Network-Channel Coding scheme, for reliable multiple access relay channel. Specifically, JNCC combines irregular low-density parity-check (LDPC) channel coding and random linear network coding through iterative joint decoding, which helps to fully exploit the spatial diversity and redundancy residing in both channel codes and network code through this we have analyse BER,GER,FER,PER in order to achieve diversity gain. The simulation results show that JNCC provides selection gain compared to the direct Transmission. Analytical and simulation results are presented to evaluate the performance of this system.

**Keywords**—JNCC, LDPC Codes

## I. INTRODUCTION

We consider the multiple-access relay channel with N sources, one or multiple relay and M destination node .We focus on the time-division MARC with half-duplex terminals where the sources and the relay transmit in separate time slots. These assumptions simplify practical implementation, in particular with regard to synchronization. Network coding (NC) was recognized as an effective way to improve spectral efficiency in such a setting. Information-theoretic limits for the MARC with decode-and forward (DF) and compress-and-forward (CF) protocols have been established. Diversity has been an effective technique in combating channel fading. In a relay system, the source sends its information to the relays. The relays then process the received signals, and forward them to the destination. To achieve the spatial diversity and code optimization we use joint network channel coding scheme and relays in this work employ the same non binary LDPC codes at the physical layer and generate then networked coded packets based on symbol-wise combination of incoming packets with randomly generated non binary coefficients. This allows the relays to process and forward packets independently without pre-scheduled collaboration, rendering the proposed solution suitable for large-scale multi-path multi-hop wireless networks.

To further improve the network capacity, the application of network coding in wireless relay networks has recently drawn significant attention. In particular, NC has been studied in multiple access, multicast and two-way relay channels, where two users communicate with each other with the help of relays . Some physical layer NC schemes, joint network-channel coding and scheduling algorithms, etc., Most of the current work on two-way relay channels considers the use of a single relay node to

aid communication in the system . In this paper, we consider a multiple relay networks, if all relays participate in the relayed transmission, it is usually assumed that they transmit on orthogonal channels so that they do not cause interference to each other. Relaxing the orthogonality constraint can lead to a capacity increase with an increased system complexity.

To overcome these problems, relay selection algorithms using various relay protocols, such as amplify and forward, decode and forward (DAF), and their variations, have been proposed to facilitate system design for one way non-orthogonal multiple relay networks. A commonly used relay selection strategy in one way relay networks is to select a single best relay, which has the optimal end to end performance or capacity among all relays, or among all relays whose received signal to- noise ratios (SNRs) are larger than a threshold. It was shown that the single relay selection can achieve the full spatial diversity order as if all relays are used. Furthermore, the system bit error rate (BER) performance and capacity compared to all-participation relaying schemes is improved.

## II. PRELIMINARIES

### A. Joint Network Channel Coding

Wireless communication suffers from high and time-varying packet losses due to the detrimental effect of fading of wireless channels. One method to provide reliable communication is using redundant information to recover errors in the original information, which can be added either inside a packet (redundant bits/symbols at the physical layer) or across multiple packets (redundant packets at the network layer). The former is called channel coding and the latter is called network coding. The principle of joint network channel coding is that the redundancy in the network code should be used to support the channel code for better error protection. JNCC allows to more efficiently exploit the redundancy which is contained in the transmission of the relay. If we consider the communication in wireless relay networks capacity can only be achieved by treating network and channel coding jointly. The joint network-channel coding schemes were designed for small-scale wireless networks and also for large-scale multi-path multi-hop wireless networks. Joint network-channel coding (JNCC) can be interpreted in two ways. A simple approach could be to iterate between the channel code and the network code. However, a real joint network channel-code refers to the case where the network code forms an integral part of the channel code.

A full-diversity joint network-channel code (JNCC) for the multiple access relay channel is proposed but it is not extended to large networks. Thus, we can generate the extrinsic information for each packet using  $a$  priori information from two other packets. Here we choose the two packets that have smaller numbers of unsatisfied parity checks relative to other packets. Specifically, let us take the network updating of packet  $\mathbf{x}_1$  as an example. Suppose that  $\mathbf{x}_1$  can be represented as a linear combinations of two packets chosen from the three other packets,  $\mathbf{x}_2$ ,  $\mathbf{y}_1$  and  $\mathbf{y}_2$ . For instance  $\mathbf{x}_2$  and  $\mathbf{y}_1$  are better than  $\mathbf{y}_2$  in the sense of having smaller numbers of unsatisfied parity checks, then we represent  $\mathbf{x}_1$  as a linear combination of  $\mathbf{x}_2$  and  $\mathbf{y}_1$ . The  $a$  priori information from  $\mathbf{x}_2$  and  $\mathbf{y}_1$  is used to generate the extrinsic information of  $\mathbf{x}_1$ , using the parity-check node updating rule in standard sum-product based LDPC decoding. The above selection updating rule can be easily generalized to any network coding matrix  $\mathbf{M}$ .

One way to gain diversity through network coding for the MARC with noisy channels is to treat network and channel coding separately. Then, channel coding is used in the physical layer for each transmission to transform the noisy channels to erasure-based links. On the network layer, one performs network coding for the erasure-based networks which is provided by the lower layers. However, relay cannot only be used to gain diversity. Its transmission can be seen as additional redundancy which improves the performance compared to a point-to-point communication if the relay has a better connection to the base station than the mobile station. For this case relays are also useful for noisy channels without fading where diversity is not relevant. Distributed channel codes can be applied to efficiently exploit the (direct) redundancy from the mobile station and the additional redundancy from the relay. Of course, the relay of the MARC delivers also additional redundancy. To efficiently exploit this redundancy, we have to generalize the concept of distributed channel codes to joint network-channel coding. Distributed channel codes for the relay channel can be seen in this context as joint routing channel coding.

While for the application of network coding to wire line networks only the network layer is considered and it is assumed that the lower layers deliver error-free or erasure-based links with the help of channel coding, the principle of joint network channel coding is that the redundancy in the network code should be used to support the channel code for better error protection. It is similar to the principle of joint source-channel coding, where the remaining redundancy after the source encoding helps the channel code to combat noise. We know in general, capacity can only be achieved by treating network and channel coding jointly, if we consider the communication in wireless relay networks. It was shown in fig how joint network-channel coding based on low-density parity-check (LDPC) codes can be used for the MARC.

**Joint Network channel decoding:** We propose a two-tier iterative joint network-channel decoding scheme, which implements soft decoding and allows information exchange inside and across packets.

### B. Channel coding:

Wireless communication suffers from high and time-varying packet losses due to the detrimental effect of fading of wireless channels. One method to provide reliable communication is using redundant information to recover errors in the original information, which can be added either inside a packet (redundant bits/symbols at the physical layer) or across multiple packets (redundant packets at the network layer). To add redundancy inside a packet is called as channel coding or error correction. The channel coding is a conventional error correction technique used for point-to-point communication over a single channel. It is implemented at the physical layer to recover erroneous bits/symbols through redundant parity check bits/symbols appended to a packet. The error recovery capability depends on the specific coding strategy and the amount of redundant bits/symbols. The purpose of channel coding is to find codes which transmit quickly, contain many valid code words and can correct or at least detect many errors. So, different codes are optimal for different applications. The needed properties of this code mainly depend on the probability of errors happening during transmission.

### C. LDPC CODES

In JNCC, we choose non-binary irregular low-density parity-check (LDPC) codes as the channel coding scheme. The reason for adopting this scheme is three-fold: 1) the LDPC codes can be graphically represented using factor graphs; 2) the adopted codes can approach the Shannon limit of various channels and can be encoded in linear time and in a parallel fashion; and 3) the channel coding/decoding on non-binary Galois field can be seamlessly combined with the network coding/decoding and underlying high order modulation.

An LDPC code is a linear error correcting code specified by a parity-check matrix  $\mathbf{H}$  and a generator matrix  $\mathbf{G}$ , satisfying the relationship  $\mathbf{GH}^T = \mathbf{0}$ . Given  $\mathbf{H}$ , the corresponding generator matrix  $\mathbf{G}$  can be obtained via Gaussian elimination. A source packet  $\mathbf{u}$  of length  $k$  is encoded into a coded packet  $\mathbf{x}$  through  $\mathbf{x} = \mathbf{uG}$ , where  $\mathbf{u}$  and  $\mathbf{x}$  are row vectors.

A key property of LDPC codes is that the parity-check matrix  $\mathbf{H}$  is of low density in terms of the number of non-zero entries. An LDPC code can be represented using a sparse bipartite graph called Tanner graph as shown later in Fig. Decoding of an LDPC code is done in an iterative manner via message passing along edges of its corresponding Tanner graph. At the receiver side, the decoding process stops once the tentative copy  $\hat{\mathbf{x}}$  satisfies  $\mathbf{H}\hat{\mathbf{x}}^T = \mathbf{0}$ . The column weight distribution and row weight distribution of the  $\mathbf{H}$  matrix highly affect the code's performance and complexity. Degree distribution optimized LDPC codes can approach Shannon limit in various channels. In this paper, we use the non binary LDPC codes whose parity check matrices consist of columns of weight 2 and columns of weight  $t$  ( $t \geq 3$ ).

### D. Network Coding

In JNCC, we choose non-binary random linear network coding as the network coding scheme for the following reasons. Firstly that random linear network coding is efficient and sufficient for error recovery.

Secondly, the non-binary operation on a high order Galois field can provide independent network codes with high probability. Thirdly, the randomness of such network coding scheme renders itself applicable to large scale networks as it allows distributed operation on each node without interrupting others.

In random linear network coding over a high order Galois field  $GF(2q)$ , the source generates the original packets, groups them into generations and linearly combines packets in a generation using randomly generated coefficients. More specifically, let  $\mathbf{x}_1, \dots, \mathbf{x}_k$  denote the  $K$  packets in a generation. The source linearly combines these  $K$  packets to compute  $K'$  ( $K' \geq K$ ) outgoing packets, denoted as  $\mathbf{y}_1, \mathbf{y}_2, \dots, \mathbf{y}_{k'}$  where  $\mathbf{y}_i = \sum_{j=1}^{K'} g_{ij} \mathbf{x}_j$ . The coefficient  $g_{ij}$  is picked randomly from  $GF(2q)$ . The set of coefficients  $(g_{i1}, \dots, g_{ik})$  is referred as the **encoding vector** for  $\mathbf{y}_i$ . Suppose a relay,  $r$ , receives  $M$  incoming packets,  $\mathbf{x}_1^r, \dots, \mathbf{x}_M^r$ . Let  $(f_{i1}, \dots, f_{ik})$  denote the encoding vector carried by  $\mathbf{x}_i^r$ ,  $i = 1, \dots, M$ .

Since transmitting dependent packets is not useful for decoding at the sink, relay  $r$  encodes  $M'$  new packets, where  $M'$  is the rank of the coefficient matrix  $[f_{ij}]$ ,  $i = 1, \dots, M, j = 1, \dots, K$ , and hence  $M' \leq \min(M, K)$ . Let  $\mathbf{y}_1^r, \dots, \mathbf{y}_{M'}^r$  denote the outgoing packets,  $\mathbf{y}_i^r = \sum_{j=1}^{M'} h_{ij} \mathbf{x}_j^r$ , where  $h_{ij}$  is randomly selected from  $GF(2q)$ . Let  $(g^{r1}, \dots, g^{rk})$  denote the encoding vector of  $\mathbf{y}_i^r$ ,  $i = 1, \dots, M'$ . The sink will receive multiple packets in the same generation. These packets are independent with high probability over high order Galois field, thus can be used to recover original packets.

**Network Decoding Component:** The network decoding for the  $k$ -th symbol,  $x_{1,k}$  in packet  $\mathbf{x}_1$ , where for ease of exposition,  $x_{nc1,k}$  represents  $x_{1,k}$  in the network decoding component. For network decoding, belief propagation based decoding algorithm is not applicable because in general the network coding matrix,  $\mathbf{M}$ , is not sparse. We therefore propose a **selection** updating rule for network decoding as described below. For the particular matrix  $\mathbf{M}$  shown in (7), suppose that any two rows of  $\mathbf{M}$  are linearly independent (this assumption holds for JNCC with high probability over a high order Galois field), then any row can be represented as a linear combination of any two other rows. Thus, we can generate the **extrinsic** information for each packet using *a priori* information from two other packets. Here we choose the two packets that have smaller numbers of unsatisfied parity checks relative to other packets.

Specifically, let us take the network updating of packet  $\mathbf{x}_1$  as an example. Suppose that  $\mathbf{x}_1$  can be represented as a linear combinations of two packets chosen from the three other packets,  $\mathbf{x}_2, \mathbf{y}_1$  and  $\mathbf{y}_2$ . For instance  $\mathbf{x}_2$  and  $\mathbf{y}_1$  are better than  $\mathbf{y}_2$  in the sense of having smaller numbers of unsatisfied parity checks, then we represent  $\mathbf{x}_1$  as a linear combination of  $\mathbf{x}_2$  and  $\mathbf{y}_1$ . The **a priori** information from  $\mathbf{x}_2$  and  $\mathbf{y}_1$  is used to generate the extrinsic information of  $\mathbf{x}_1$ , using the parity-check node updating rule in standard sum-product based LDPC decoding. The

above selection updating rule can be easily generalized to any network coding matrix  $\mathbf{M}$ .

### III. WIRELESS RELAY NETWORKS

#### A. System model

MARC is based on the relay system where multiple sources (two in our case) use a common relay. A typical example is in a cellular systems where two mobile terminals (MTs) communicate with a base station (BS) using a third MT as the relay. In metropolitan mesh network application, the relay terminal can even be a fixed node mounted in higher locations such as street light posts and roof tops.

#### B. Topology

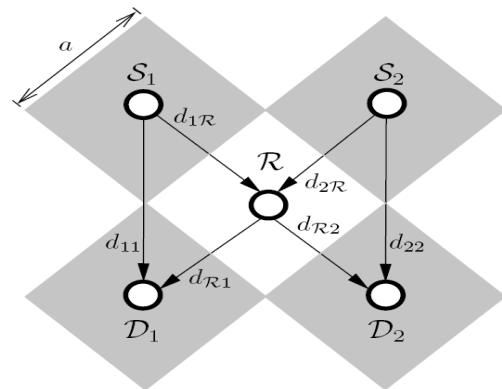


Fig (1): A simple topology with two sources, one relay, and two destinations.

Let us start with an example, the butterfly network in Fig. 1, which is a special case of Fig. 1 for  $N = M = 2$ . The information at the sources  $S_1$  and  $S_2$  is multicasted to both the destination nodes  $D_1$  and  $D_2$  via the relay  $R$ , where  $D_1/D_2$  is able to overhear  $S_1/S_2$ . The distances of the direct links between source and destination nodes and the relay, resp., are denoted as  $d_{\ell i}, d_{\ell R}$ , and  $d_{Ri}$  for  $\ell, i \in \{1, 2\}$ .

We employ binary network coding of the decoded information words at the relay before physical layer error correction is applied. This corresponds to a separation of channel and network coding. The transmission is carried out in three time slots: in the first time slot,  $S_1$  broadcasts to  $D_1$  and  $R$ , in the second time slot,  $S_2$  broadcasts to  $D_2$  and  $R$ , and in the third time slot,  $R$  broadcasts to  $D_1$  and  $D_2$ . For a transmission rate of  $R$  on each link the throughput in bits / time slot is given as  $T = 2R/3$ .

#### C. Code Construction

In traditional LDPC coding, the parity-check matrix  $\mathbf{H}$  is designed first to guarantee the sparsity property, and the generator matrix  $\mathbf{G}$  is derived accordingly.  $\mathbf{H}$  should be agreed on by both the transmitter and the receiver or carried by the packet. As aforementioned, many studies used specific generator matrix at each relay to design joint network channel codes with good equivalent parity-check matrix  $\mathbf{H}$  for good performance and full diversity, where most of them required specific network topology and scheduling. While in a large-scale wireless network, there might be multiple interleaved paths from the source to the sink and a path may cross arbitrary hops and a relay may receive packets from arbitrary transmitters from different

paths depending on the routing strategy. Thus, it is challenging to use individualized generator matrix at each node and optimize the joint network channel codes throughout the whole network. For simplicity and scalability, we choose a common pair of  $\mathbf{H}$  and  $\mathbf{G}$  from a well-designed LDPC code for all nodes, while network coding coefficients are generated at each node randomly and carried by the packet.

We assume that source  $S1$  generates a packet  $\mathbf{u}1$  with  $k$  symbols (each of  $q$  bits) from Galois field  $GF(2q)$ , then encodes it into  $\mathbf{x}1$  using the common generator matrix  $\mathbf{G}$  of size  $k \times n$  as,

$$\mathbf{x}1 = \mathbf{u}1\mathbf{G} \tag{1}$$

$$\mathbf{x}2 = \mathbf{u}2\mathbf{G} \tag{2}$$

Where  $\mathbf{x}1$  and  $\mathbf{u}1$  are row vectors of length  $n$  and  $k$  respectively. Thus the channel code rate  $r_c = k/n$ . Similarly, the packet generated at source  $S2$  can be obtained as  $\mathbf{x}2 = \mathbf{u}2\mathbf{G}$ . Assume packets  $\mathbf{x}1$  and  $\mathbf{x}2$  are broadcast respectively to the relays and the sink using orthogonal channels (at different time slots or via different frequencies). After receiving packets from the sources (recall that the channels between the sources and the relays are assumed to be lossless in this simple topology), the relays first decode and obtain the original packets, then generate packets using network coding and non-binary LDPC channel coding. The network codes at relays  $R1$  represented as,

$$\mathbf{y}1 = \alpha_{11}\mathbf{u}1\mathbf{G} + \alpha_{12}\mathbf{u}2\mathbf{G}, \tag{3}$$

Where the network coding coefficients  $\alpha_{ij}$  ( $i, j = 1, 2$ ) are drawn randomly from  $GF(2q)$ . Packets  $\mathbf{y}1$  will be sent to the sink from  $R1$  respectively. Given the equivalent generator matrix  $\mathbf{G}_$ , one can apply the Gaussian elimination algorithm (over an appropriate Galois field) to obtain the corresponding parity-check matrix  $\mathbf{H}'$ , which satisfies  $\mathbf{H}'\mathbf{G}_T = \mathbf{0}$ . One option for decoding is to adopt some version of belief propagation operating on  $\mathbf{H}'$ . However, it is usually hard and sometimes infeasible to perform this kind of decoding because the integrated belief propagation decoding is too complicated owing to the fact that  $\mathbf{H}'$  is not sparse in general.

#### IV. PERFORMANCE EVALUATION

We evaluate the performance of JNCC over the simple network topology using both analysis and simulation. We compare JNCC with two other schemes:

1. Joint Network-Channel Coding, which seamlessly couples non-binary irregular LDPC channel coding and non binary random linear network coding. Different from existing joint network-channel code designs that focus on code optimization, the relays in this work employ the same non binary LDPC codes at the physical layer and generate the networked coded packets based on symbol-wise combination of incoming packets with randomly generated non binary coefficients. This allows the relays to process and forward packets independently without pre-scheduled collaboration, rendering the proposed solution suitable for large-scale multi-path multi-hop wireless networks.

2. Direct Transmissions (DT), where the sources directly transmit packets to the sink, and the relays do not forward any packets. To make the comparison fair, in this scheme, we set the transmission power at the sources twice that in other schemes and the data rate to be the same.

We treat the two packets,  $\mathbf{u}1$  and  $\mathbf{u}2$ , as a generation of size two. Then the redundant packets in network coding allow the sink to recover the whole generation from a subset of received packets. This is due to the fact that packets transmitted through independent channels can provide spatial diversity. We next obtain packet error rate (PER), i.e., the probability that an original packet cannot be recovered, and generation error rate (GER), i.e., the probability when at least one packet in a generation cannot be recovered for all the schemes. For ease of analysis, we assume that all lossy links in Fig. 1 are identical and independent, with link outage probability  $P_e$  under DT and  $P_e$  under other schemes,  $P_e < P_e$  since the sources in DT transmit at a power twice that in other schemes. Furthermore, we assume packet losses are independent. For DT, it is easy to see that

$$PER_{DT} = P_e \tag{4}$$

And

$$\begin{aligned} GER_{DT} &= 1 - (1 - PER_{DT})^2 \\ &= 2P_e - P_e^2 \\ &= 2P_e + o(P_e^2). \end{aligned} \tag{5}$$

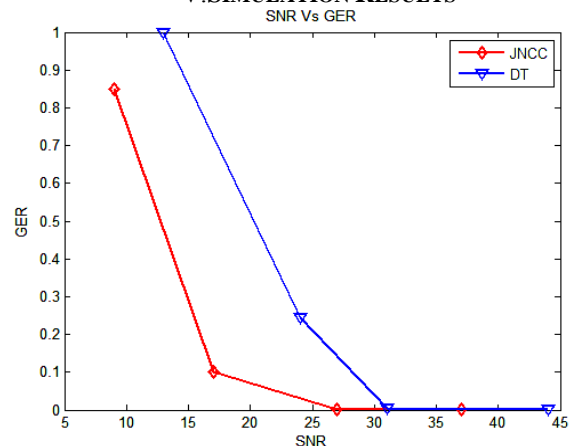
For JNCC, when the size of the Galois field is sufficiently large, any two packets can recover the whole generation. Take packet  $\mathbf{x}1$  as an example. It cannot be retrieved only when itself and more than two packets among  $\mathbf{x}2, \mathbf{y}1$  are corrupted. Therefore

$$PER \approx P_e(P_e^2 + (3/2)P_e^2(1 - P_e)) = 3P_e^3 + o(P_e^3) \tag{6}$$

Since any two independent packets can recover the whole generation, the GER is the probability that at least three packets are corrupted. Therefore

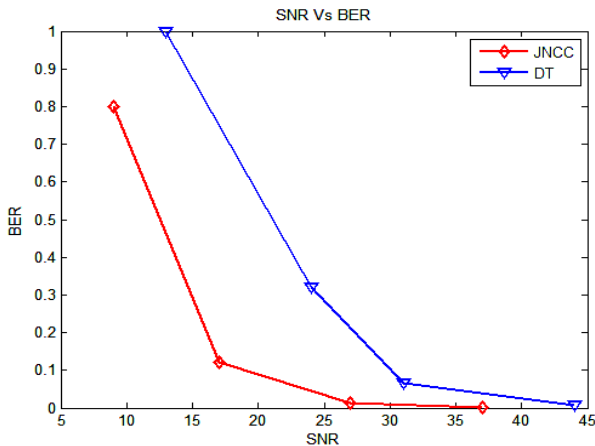
$$GER \approx P_e^3 + (4/3)P_e^3(1 - P_e) = 4P_e^3 + o(P_e^3) \tag{7}$$

#### V. SIMULATION RESULTS



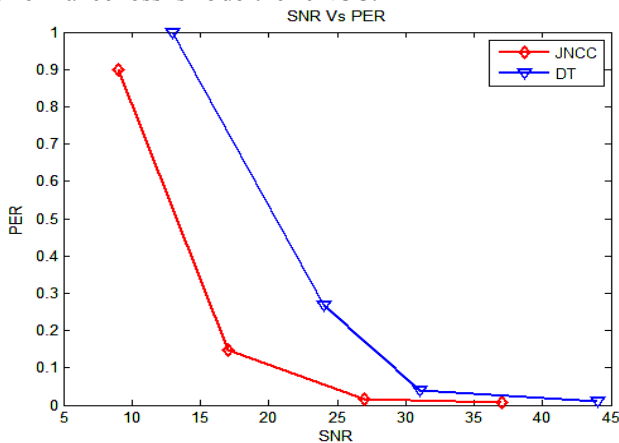
Fig(2) SNR VS GER

Fig (2) shows the plot of SNR VS GER. Here we observe that JNCC leads to much faster decrease in GER than DT. DT has performance loss is 13db then JNCC.



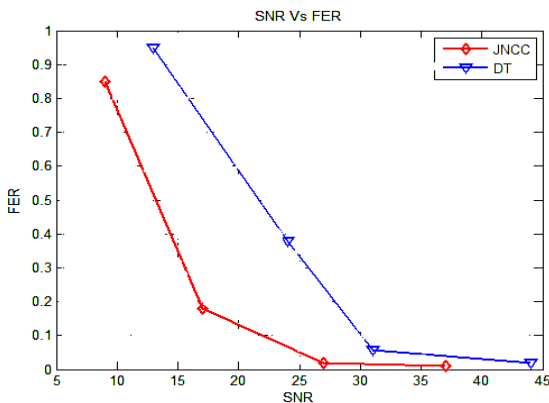
Fig(3) SNR VS BER

Fig (3) shows the plot of SNR VS BER. The BER is the packets are successfully decoded and we get number of bits has been changed. JNCC achieves the  $10^{-1}$  BER. shows the plot of SNR VS BER. Here we observe that JNCC leads to much faster decrease in BER than DT. DT has performance loss is 15db then JNCC.



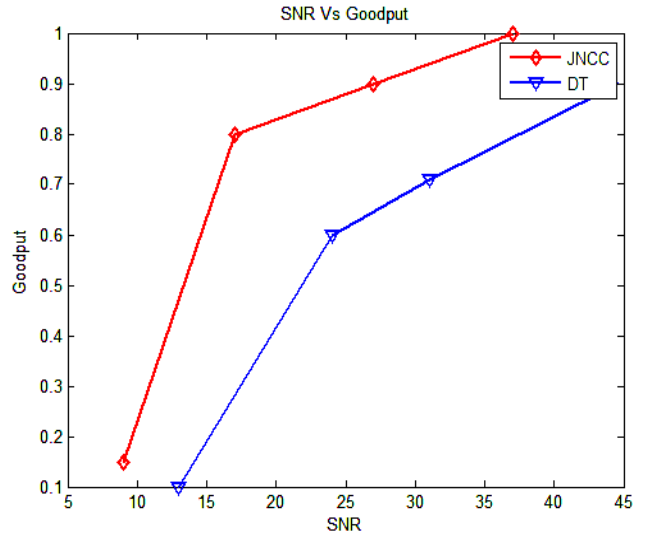
Fig(4) SNR VS PER

Fig (4) shows the plot of SNR VS PER: In which two relays assist the sources by transmitting redundant packets to the sink. We now investigate the SNR VS PER .The PER is the packets are successfully decoded and we get number of bits has been changed. JNCC achieves the  $10^{-1}$  PER. shows the plot of SNR VS PER. Here we observe that JNCC leads to much faster decrease in PER than DT. DT has performance loss is 13db then JNCC.



Fig(5)SNR VS FER

Fig (5) shows the plot of SNR VS FER. In which two relays assist the sources by transmitting redundant packets to the sink. We now investigate the SNR VS FER. Here we observe that JNCC leads to much faster decrease in FER than DT. DT has performance loss is 12 db then JNCC.



Fig(6) SNR VS GOODPUT

Fig (6) we shows the plot of GOODPUT VS SNR under two conditions. The good put is the number of packets in successfully decoded generations at the sink per second .In this way, we ignore the packets in partially recovered generations. JNCC achieves as much higher good put than the other two schemes because more generations can be recovered. JNCC achieves higher good put than the DT because more generations can be recovered.

## VI. CONCLUSION

We proposed to use joint network-channel coding (JNCC) based on LDPC codes for the multiple access relay channel (MARC). We showed with simulation results that JNCC for the MARC increases cooperative diversity compared to distributed channel codes for the relay channel. Although the diversity gain can be also achieved, JNCC allows to more efficiently exploit the redundancy which is contained in the transmission of the relay. Simulation results confirmed that the generation error rate of JNCC can outperform the one of direct transmission by up to 13dB. The JNCC achieves the reduced BER, GER, FER, PER and improves the good put and SNR.

## REFERENCES

- 1) Z. Guo, J. Huang, B. Wang, J.-H. Cui, S. Zhou, and P. Willett, "A practical joint network-channel coding scheme for reliable communication in wireless networks," in *Proc. 2009 ACM MOBIHOC*.
- 2) S.-Y. R. Li, R. W. Yeung, and N. Cai, "Linear Network Coding," *IEEE Trans. Inf. Theory*, vol. 49, no. 2, pp. 371–381, Feb. 2003.
- 3) C. Fragouli, J.-Y. L. Boudec, and J. Widmer, "Network coding: an instant primer," *ACM SIGCOMM Comput. Commun. Rev.*, no. 1, Jan. 2006.
- 4) T. Tran, T. Nguyen, and B. Bose, "A joint network-channel coding technique for single-hop wireless networks," in *Proc. 2008 IEEE NETCOD*.

- 5) "On the Performance of Joint and Separate Channel and Network Coding in Wireless Fading Networks" J'org Kliewer, Theodoros Dikaliotis,
- 6) X. Bao and J. Li, "Adaptive network coded cooperation (ANCC) for wireless relay networks: matching code-on-graph with network-on-graph, *IEEE Trans. Wireless Commun.*, vol. 7, no. 2, pp. 574–583, Feb. 2008.
- 7) "A unified channel-network coding treatment for user cooperation in wireless ad-hoc networks," in *Proc. 2006 IEEE International Symp. Inf. Theory*.
- 8) "Generalized adaptive network coded cooperation (GANCC): a unified framework for network coding and channel coding," *IEEE Trans. Commun.*, vol. 59, Nov. 2011.
- 9) Bletsas, A. Khisti, D.P. Reed, A. Lippman, "A Simple Cooperative Diversity Method based on Network Path Selection", submitted for publication, IEEE Journal on Selected Areas of Communication, Special Issue on 4G, January 2005.
- 10) J. N. Laneman, D.N. Tse, G. W. Wornell, "Cooperative Diversity in Wireless Networks: Efficient Protocols and Outage Behavior", submitted for publication to IEEE Transactions of Information Theory, available at <http://www.nd.edu/~jnl/pubs/>.
- 11) K. Jacobson and W. Krzymien, "System design and throughput analysis for multihop relaying in cellular systems," *IEEE Transactions on Vehicular Technology*, vol. 58, pp. 4514 –4528, Oct. 2009.